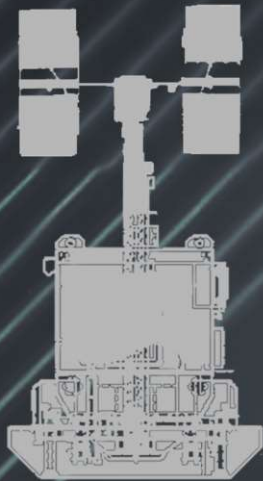


i9T Light tower Compact Series

POWERED BY

Kubota ENGINE



PT. TRAKTOR UTAMA NUSANTARA

i9T Light tower Compact Series

i9T one of SWT best selling series lighting towers, has been widely used in the area where lighting is required and highly recognized by users worldwide due to its compact dimension and reliability. **The innovative design on the driven way of mast lifting system-electric and manual integrated winch has made i9T the most cost-effective model.** The series can be equipped with metal halide and LED light, the illuminated area of one 4×1000W metal halide light tower can achieve **4200m²** and one 4×400W LED light tower can be up to **6000m²**.

Application



Construction sites



Road-bridge Repairing works



Outdoor sports



Emergency services



Oil field & mining



9 meters
Height up to



100L
Diesel



440.000
Lumens
Maximum



359° manual
Rotation



Electric & Manual
Integrated lifting system

Features:

- Mast can be extended up to 9 meters
- Electric and manual integrated lifting system
(Mast can be fully raised in a dozen seconds through toggle switch in electric mode, manual mode as an auxiliary in case electric mode fails to perform)
- 6 sections vertical 359°rotated mast
- 80 µm powder coated canopy
- Flip-open door and all components easily accessible
- Compact design, maximum 16 units per single truck
- Hot galvanized mast
- Stainless steel wire rope
- Jockey wheel included
- 4×extensible stabilizing legs with locking pin
- Electrical controller with LCD display screen
- Emergency stop button
- Individual circuit breaker for each light
- 2×195/70R14 wheels
- 1× IP67 Output socket



CE certified model

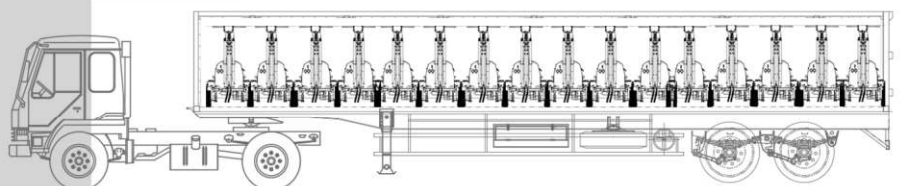
Life span

LED light 

≥50000hrs

Available options:

- Removable centre lifting point
- Additional auxiliary power outputs
- Special tool kits

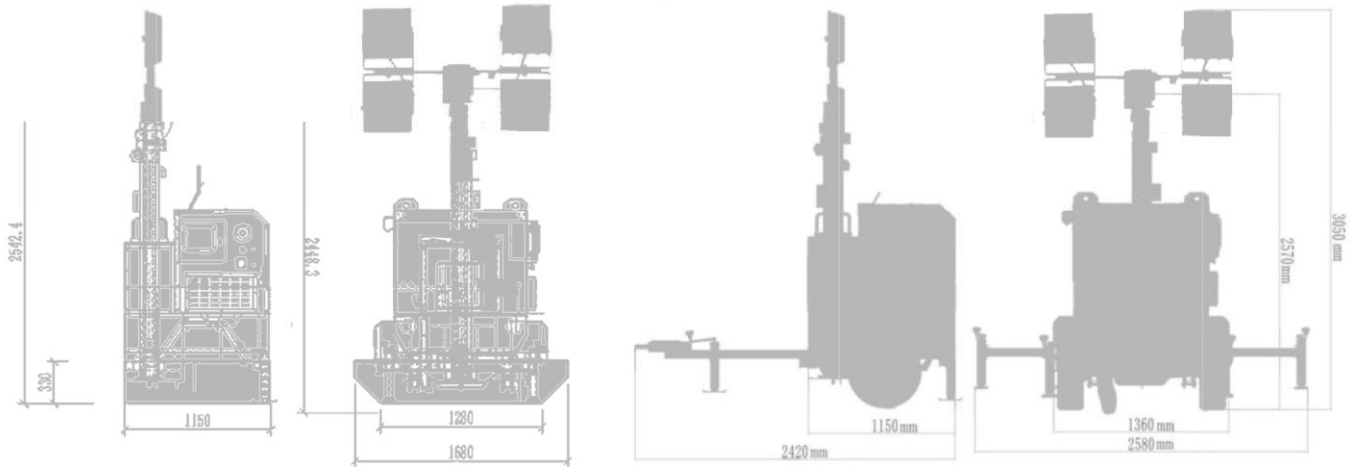


16 Units Per Truck

Technical data

Model	i9T1600
General descriptions	
Length	2420mm
Width	1360mm
Height	3050mm
Loading container Height	2570 mm
Full extending Height	9 m
Genset power (1500/1800rpm-KW)	3.0/3.5
Gross weight	890kg
Engine	
Model	Z482(Kubota)
Speed(rpm)*	1500/1800
Number of cylinders	2
Engine characters	4 cycles, Water-cooled diesel
Combustion System	Direct injection
Engine aspiration	Naturally aspirated
Emission Level	Regular
Alternator	
Model	Mecc Alte LT3N-75/4
Frequency (HZ)	50/60
Rating voltage (50Hz)	230/115V (50HZ), 240/120 (60HZ) AC
Alternator insulation	Class H
Alternator protection grade	IP23
Mast & Lights	
Type of Lights	LED Light
Light's fixture	Rectangle
Luminous flux (LM)	52000 LM /Light
Number & power of lights	4 x 400W (up to 320W)
Number of mast sections	6
Mast extension	Electric&Manual(Vertical, integrated winch)
Mast rotation	359° Manual rotation with self locking
Wire rope material	Stainless steel
Light tilt	Manually
Trailer	
Trailer suspension & axle with brakes	Leaf springs axle without brake
Tow bar	A style frame with a supporting jack
Stabilizing legs & number	4 pcs drawable bar with manual jacks
Wheel's rim size & tires	14" Sunraysia rim with regular tires
Tow adapter	2" ball coupler or 3" pintle ring
Tail lights	Complex tail lights
Max towing speed	80km/h
Additional Features	
Fuel tank Type	Iron fuel tank (Single-deck)
Fuel tank capacity	100 liters
Operating hours @ full lights load	120 hours
Generator starting methods	By controller (HGM1790)
Power outlet sockets	1 unit of Euro standard 16A/220V
Max. against wind when fully extended	17.5m/s
Acoustic pressure	72dB(A) at 7 meters away
* 3000/3600 rpm as option	

Dimensions



SKID TYPE

WHEEL TYPE

Maximum dimensions (in working)	(L x W x H)	2420 x 2580x 9000
Minimum dimensions (in transport)	(L x W x H)	1150 x 1360x 2570

Dimensions described in the data sheet based on standard products

Loading quantity

6 units/20GP



14 units/40HQ



※Some parts to be dismantled for container shipment

TUN

PT. TRAKTOR UTAMA NUSANTARA
 Rukan Podomoro Golf View B2 No 30
 Gunung Putri - Bogor - Jawa Barat- 16963
 Call Centre +62 811-9284-80 / +62 812-8067-6592
 E-mail : pttun@traktorutamanusantara.com